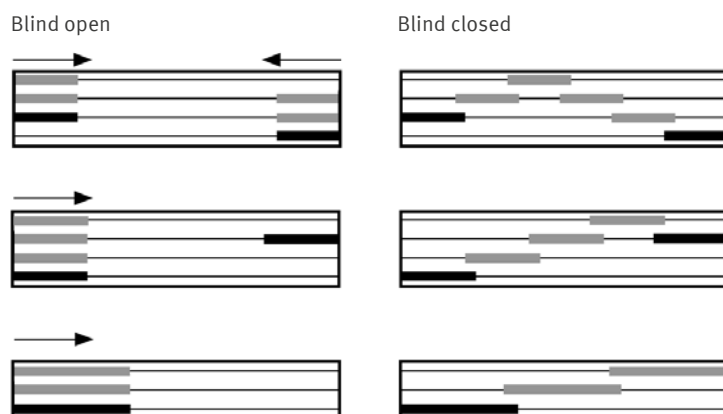


# DELISTAR Panel curtain

## Hanging arrangements



Blind width  
Individual curtain widths  
from 35 cm to 140 cm.

Max. height 450 cm, any  
hems required depend on  
the fabric selected.

# DELISTAR Panel curtain

## Weighting profile

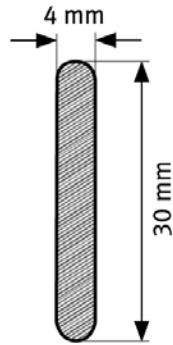


Fig. on a scale of 1:1  
All dimensions in mm

# DELISTAR Panel curtain

## Panel trolley

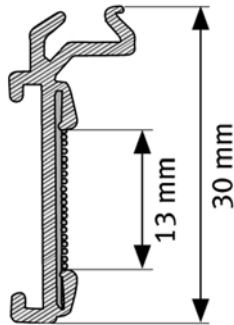


Fig. on a scale of 1:1  
All dimensions in mm

# DELISTAR Panel curtain

## Running rails

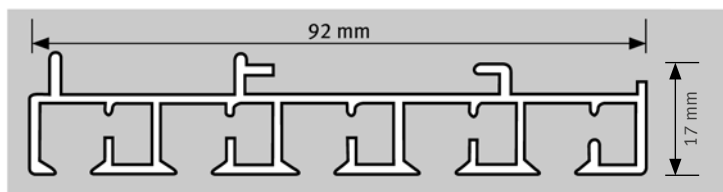
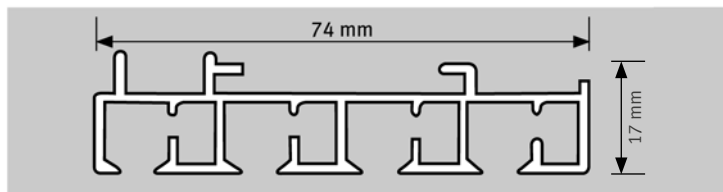
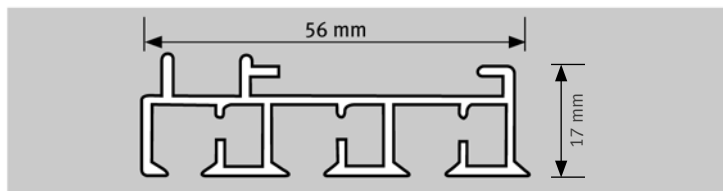
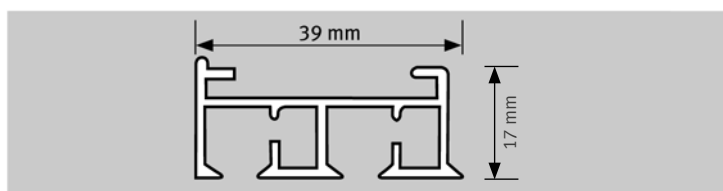


Fig. on a scale of 1:1  
All dimensions in mm

# DELISTAR Panel curtain

## Mounting options



Wall bracket (optional)



Ceiling mounting with  
tension bolt (standard)



**DELIUS**  
WORLD OF TEXTILES SINCE 1722

[www.delius.de](http://www.delius.de)

**DELISTAR**

DELIUS GmbH & Co. KG  
Goldstraße 16-18  
33602 Bielefeld | Germany  
Phone +49(0)521/543 432  
[info@delius.de](mailto:info@delius.de)

# DELISTAR Panel curtain

## Installation instructions

Guide the panel trolley into the side of the profile and attach the end cap. (only applies to FREELY ADJUSTABLE panel track systems / hook and loop tape towards the room)

The panel track (2-, 3-, 4- or 5-track) must be fixed to the ceiling using tensioning bolts at an appropriate distance from the wall. The first and last tension bolts must be fitted 5 - 10 cm from the end of the track, all other tension bolts must be fitted at a distance of 50 - 70 cm. The rail must be pressed against the tensioning bolts screwed under the ceiling and the tensioning bolts engaged with a 90 degree turn.

In addition to ceiling mounting, wall mounting is also possible using wall brackets with screwed-on tensioning bolts.

The panel blind must be attached to the Velcro tape of the panel trolley using the 2 cm wide loop tape at the top. Ensure that the blind is fastened straight or parallel to the rail.

The 30 x 4 mm weighting profile / bottom rail must be inserted into the side of the pocket.



[www.delius.de](http://www.delius.de)

### DELISTAR

DELIUS GmbH & Co. KG  
Goldstraße 16-18  
33602 Bielefeld | Germany  
Phone +49(0)521/543 432  
[info@delius.de](mailto:info@delius.de)

# DELISTAR Panel curtain

## Tender text for panel curtain systems

Panel curtain made of combinable aluminium profiles with panel trolleys.

### Profiles:

Extruded aluminium profiles.

Powder-coated to RAL 9016 white.

Also available in silver anodised on request.

End caps made of white plastic.

Profile height 17 mm.

2-track profile width 39 mm.

3-track profile width 56 mm.

4-track profile width 74 mm.

5-track profile width 92 mm.

### Fastening:

Ceiling mounting with clamping latch.

Wall mounting with adjustable wall brackets.

### Panel trolley:

Panel trolley made of extruded aluminium, white or silver anodised.

Profile width 30 mm, hook tape width 13 mm.

Complete with hook tape and glides.

Including internal weighting profile 30 x 4 mm

powder-coated to RAL 9016 white.

### Optional operation:

- Freely movable.
- By means of transparent polystyrene sling rod with steel reinforcement 150 cm.
- Cord pull by means of braided cord and plastic cord weight with steel insert.
- Panel trolleys in various arrangements.

### Fabric panels:

Fabric panels made of textile fabric.

Fabrics from the decorative range (decorative soft fabric).

Fabrics from the sun protection sector (fabric with a stiff finish).

Fleece tape on the upper edge (width: 2 cm).

Recess (insertion opening: 4 cm) in the lower hem for a weighting rod.

Any necessary hems depend on the fabric selected.



**DELIUS**  
WORLD OF TEXTILES SINCE 1722

[www.delius.de](http://www.delius.de)

### DELISTAR

DELIUS GmbH & Co. KG  
Goldstraße 16-18  
33602 Bielefeld | Germany  
Phone +49(0)521/543 432  
[info@delius.de](mailto:info@delius.de)