

Müller-BBM Building Solutions GmbH  
Helmut-A.-Müller-Straße 1 - 5  
82152 Planegg

Telefon +49(89)3540486 0  
Telefax +49(89)999507 62

www.mbbm-bso.com

M. Eng. Philipp Meistring  
Telephone +49(89)3540486 38  
philipp.meistring@mbbm-bso.com

2023-12-18  
B173016/14 Version 1 MSG/STEG

### **Curtain fabric Switch of the company Delius GmbH & Co. KG**

**Measurement of sound absorption  
in a reverberation room  
according to DIN EN ISO 354**

**Test Report No. B173016/14**

|                               |                                                                                                            |
|-------------------------------|------------------------------------------------------------------------------------------------------------|
| Client:                       | Delius GmbH & Co. KG<br>Goldstraße 16 - 18<br>33502 Bielefeld<br>Germany                                   |
| Consultant:                   | M. Eng. Philipp Meistring<br>Jan-Lieven Moll                                                               |
| Report date:                  | 2023-12-18                                                                                                 |
| Delivery date of test object: | 2023-12-04                                                                                                 |
| Date of test:                 | 2023-12-12                                                                                                 |
| Total number of pages:        | In total 12 pages, thereof<br>6 pages text<br>1 page Appendix A<br>1 page Appendix B<br>4 pages Appendix C |

Müller-BBM Building Solutions GmbH  
HRB München 278753  
USt-IdNr. DE355267779

Geschäftsführer:  
Joachim Bittner, Walter Grotz,  
Dr. Carl-Christian Hantschk,  
Dr. Alexander Ropertz

**Table of contents**

|          |                                      |          |
|----------|--------------------------------------|----------|
| <b>1</b> | <b>Task</b>                          | <b>3</b> |
| <b>2</b> | <b>Basis</b>                         | <b>3</b> |
| <b>3</b> | <b>Test object and test assembly</b> | <b>4</b> |
| <b>4</b> | <b>Execution of the measurements</b> | <b>5</b> |
| <b>5</b> | <b>Evaluation</b>                    | <b>5</b> |
| <b>6</b> | <b>Measurement results</b>           | <b>5</b> |
| <b>7</b> | <b>Remarks</b>                       | <b>6</b> |

Appendix A: Test certificate

Appendix B: Figures

Appendix C: Description of test method,  
test facility and test equipment

## 1 Task

On behalf of the company Delius GmbH & Co. KG, 33502 Bielefeld, Germany, the sound absorption of the curtain fabric type Switch was to be determined by measurements in the reverberation room according to DIN EN ISO 354 [1].

The fabric was tested as a pleated hanging curtain with 100 % fullness and a distance of 100 mm from the reflecting wall.

## 2 Basis

This test report is based on the following documents:

- [1] DIN EN ISO 354: Acoustics - Measurement of sound absorption in a reverberation room (ISO 354:2003); German version EN ISO 354:2003. 2003-12
- [2] DIN EN ISO 11654: Acoustics - Sound absorbers for use in buildings - Rating of sound absorption (ISO 11654:1997); German version EN ISO 11654:1997. 1997-07
- [3] ASTM C 423-22: Standard Test Method for Sound Absorption and Sound Absorption Coefficients by the Reverberation Room Method. Revision: 22. 2022-03.
- [4] ISO 9613-1: Acoustics; Attenuation of sound during propagation outdoors; part 1: calculation of the absorption of sound by the atmosphere. 1993-06
- [5] DIN EN ISO 12999-2: Acoustics – Determination and application of measurement uncertainties in building acoustics – Part 2: Sound absorption (ISO 12999-2:2020); German version EN ISO 12999-2:2020. 2020-11
- [6] DIN EN ISO 5084: Textiles – Determination of thickness of textiles and textile products (ISO 5084:1996); German Version EN ISO 5084: 1996. October 1996
- [7] DIN EN ISO 9053-1: Acoustics – Determination of airflow resistance – Part 1: Static airflow method (ISO 9053-1:2018); German version EN ISO 9053-1:2018. March 2019

### 3 Test object and test assembly

#### 3.1 Test object

The tested material is described by the client as follows:

- type: Switch, article no. 39811
- colour: 3550
- material: 100 % polyester FR

The testing laboratory has measured as follows

(values determined at one sample 210 mm x 297 mm from the test material):

- Thickness acc. DIN EN ISO 5084 [6]  
(3 positions, pressure 1.00 kPa, pressure-foot 2000 mm<sup>2</sup>):  $t = 0.84 \text{ mm}$
- specific airflow resistance  
acc. to DIN EN ISO 9053-1 [7]:  $R_s > 40000 \text{ Pa} \cdot \text{s/m}$
- area specific mass:  $m'' = 363 \text{ g/m}^2$

#### 3.2 Test assemblies

The installation of the test object was carried out by employees of the test laboratory at the reverberation room of Müller-BBM. The test object was installed as a pleated hanging curtain in the style of mounting type G-100 according to DIN EN ISO 354 [1].

The mounting details for the tested arrangement are as follows:

- 100 % fullness, pleated hanging curtain
- fixed directly underneath the ceiling, suspended from a metal rail, height of the rail 90 mm, fabric with 40 mm overlap at the ceiling of the reverberation room
- factory-made ready-for-use curtain: 2940 mm x 3510 mm (100 % fullness, width of fabric 7020 mm), with 50 mm universal curtain tape, lateral hem 2 cm, lower hem 10 cm with inserted lead tape 50 g
- 100 mm distance to reflective wall
- test arrangement without enclosing frame
- dimensions of the test surface (starting at the lower border of the metal rail):  
width x height = 3.51 m x 2.90 m = 10.18 m<sup>2</sup>

The photographs in Appendix B show further details of the test arrangement.

## 4 Execution of the measurements

The measurements were executed according to DIN EN ISO 354 [1].

The test procedure, the test stand and the test equipment used for the measurements are described in Appendix C.

## 5 Evaluation

The sound absorption coefficient  $\alpha_s$  was determined in one-third octave bands between 100 Hz and 5000 Hz according to DIN EN ISO 354 [1].

In addition, the following characteristic values were determined according to DIN EN ISO 11654 [2].

- Practical sound absorption coefficient  $\alpha_p$  in octave bands
- Weighted sound absorption coefficient  $\alpha_w$  as single value

The weighted sound absorption coefficient  $\alpha_w$  is determined from the practical sound absorption coefficients  $\alpha_p$  in the octave bands of 250 Hz to 4000 Hz.

According to ASTM C 423 [3] the following characteristic values were determined:

- Noise reduction coefficient *NRC* as single value

Arithmetical mean value of the sound absorption coefficients in the four one-third octave bands 250 Hz, 500 Hz, 1000 Hz and 2000 Hz; mean value rounded to 0.05.

- Sound absorption average *SAA* as single value

Arithmetical mean value of the sound absorption coefficients in the twelve one-third octave bands between 250 Hz and 2500 Hz; mean value rounded to 0.01.


## 6 Measurement results

The sound absorption coefficients  $\alpha_s$  in one third-octave bands, the practical sound absorption coefficients  $\alpha_p$  in octave bands and the single values ( $\alpha_w$ , *NRC* and *SAA*) are indicated in the test certificate in Appendix A.

Information on the measurement uncertainties (repeatability and reproducibility) are given in Appendix C. Measurement uncertainties were not considered for attribution of the classes of sound absorption according to DIN EN ISO 11654 [2].

## 7 Remarks

The test results exclusively relate to the investigated subjects and conditions described.



M. Eng. Philipp Meistring  
(Project manager)

This test report may only be published, shown or copied as a whole, including its appendices. The publishing of excerpts is only possible with prior consent of Müller-BBM.

# Sound absorption coefficient ISO 354

## Measurement of sound absorption in reverberation rooms

**Client:** Delius GmbH & Co. KG, Goldstraße 16 - 18, 33602 Bielefeld, Germany  
**Test specimen:** Curtain fabric Switch,  
 arranged as pleated hanging curtain with 100 mm wall distance, 100 % fullness

**Curtain fabric:**

*Information provided by the client*

- designation Switch, article no. 39811, colour 3550
- material 100 % polyester FR

*Information provided by testing laboratory*

- area specific mass  $m' = 363 \text{ g/m}^2$
- airflow resistance  $R_S > 40000 \text{ Pa s/m}$
- thickness  $t = 0.84 \text{ mm}$

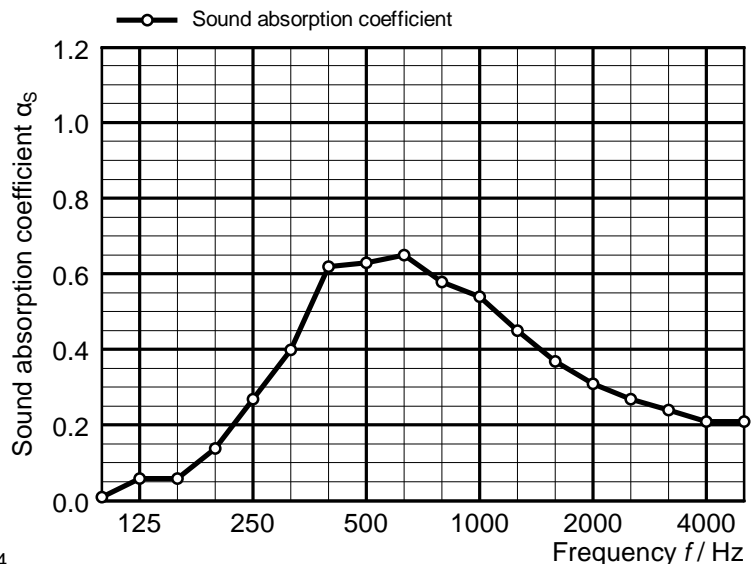
**Test arrangement:**

- curtain arranged in the style of mounting type G-100 acc. to DIN EN ISO 354
- arranged as pleated hanging curtain in front of a reflecting wall
- fixed directly underneath the ceiling of the reverberation room, suspended from a metal rail (height 90 mm, overlap 40 mm), distance to the back wall 100 mm
- test arrangement without enclosing frame
- factory-made ready-for-use curtain 2940 mm x 3510 mm (100 % fullness; width of fabric 7020 mm), with 50 mm universal curtain tape, lateral hem 2 cm, lower hem 10 cm with, inserted lead tape
- test surface width x height = 3.51 m x 2.90 m (starting at the lower edge of the metal rail)

Room: E  
 Volume: 199.60 m<sup>3</sup>  
 Size: 10.18 m<sup>2</sup>  
 Date of test: 2023-12-12

|                  | $\theta$ [°C] | r. h. [%] | B [kPa] |
|------------------|---------------|-----------|---------|
| without specimen | 19.1          | 39.7      | 94.0    |
| with specimen    | 19.1          | 39.7      | 94.0    |

| Frequency [Hz] | $\alpha_s$ 1/3 octave | $\alpha_p$ octave |
|----------------|-----------------------|-------------------|
| 100            | ◦ 0.01                |                   |
| 125            | ◦ 0.06                | 0.05              |
| 160            | ◦ 0.06                |                   |
| 200            | 0.14                  |                   |
| 250            | 0.27                  | 0.25              |
| 315            | 0.40                  |                   |
| 400            | 0.62                  |                   |
| 500            | 0.63                  | 0.65              |
| 630            | 0.65                  |                   |
| 800            | 0.58                  |                   |
| 1000           | 0.54                  | 0.50              |
| 1250           | 0.45                  |                   |
| 1600           | 0.37                  |                   |
| 2000           | 0.31                  | 0.30              |
| 2500           | 0.27                  |                   |
| 3150           | 0.24                  |                   |
| 4000           | 0.21                  | 0.20              |
| 5000           | 0.21                  |                   |



◦ Equivalent sound absorption area less than 1.0 m<sup>2</sup>  
 $\alpha_s$  Sound absorption coefficient according to ISO 354  
 $\alpha_p$  Practical sound absorption coefficient according to ISO 11654

|                                                                                                                                      |                                                                                                                                                         |
|--------------------------------------------------------------------------------------------------------------------------------------|---------------------------------------------------------------------------------------------------------------------------------------------------------|
| Rating according to ISO 11654:<br><b>Weighted sound absorption coefficient</b><br>$\alpha_w = 0.35 (M)$<br>Sound absorption class: D | Rating according to ASTM C423:<br><b>Noise Reduction Coefficient <math>NRC = 0.45</math></b><br><b>Sound Absorption Average <math>SAA = 0.44</math></b> |
|--------------------------------------------------------------------------------------------------------------------------------------|---------------------------------------------------------------------------------------------------------------------------------------------------------|

\\s-muc-fs01\allefirmen\B\Proj\173\B173016\B173016\_14\_PBE\_1E.DOCX : 19.01.2024

**Curtain fabric Switch, company Delius GmbH & Co. KG**



Figure B.1. Pleated hanging curtain in the reverberation room (frontal view).



Figure B.2. Pleated hanging curtain in the reverberation room (diagonal view).

\\s-muc-fs01\allefirmen\B\Proj\173\B173016\B173016\_14\_PBE\_1E.DOCX : 19.01.2024



## Description of the test procedure for the determination of the sound absorption in a reverberation room

### 1 Measurand

The sound absorption coefficient  $\alpha$  of the test object was determined. For this purpose the mean value of the reverberation time in the reverberation room with and without the test object was measured. The sound absorption coefficient was calculated using the following equation:

$$\alpha_S = \frac{A_T}{S}$$

$$A_T = 55,3 V \left( \frac{1}{c_2 T_2} - \frac{1}{c_1 T_1} \right) - 4 V (m_2 - m_1)$$

With:

- $\alpha_S$  sound absorption coefficient
- $A_T$  equivalent sound absorption area of the test object in  $m^2$
- $S$  area covered by the test object in  $m^2$
- $V$  volume of the reverberation room in  $m^3$
- $c_1$  propagation speed of sound in air in the reverberation room without test object in m/s
- $c_2$  propagation speed of sound in air in the reverberation room with test object in m/s
- $T_1$  reverberation time in the reverberation room without test object in s
- $T_2$  reverberation time in the reverberation room with test object in s
- $m_1$  power attenuation coefficient in the reverberation room without test object in  $m^{-1}$
- $m_2$  power attenuation coefficient in the reverberation room with test object in  $m^{-1}$

The area of the test object was the area covered by the test object.

The different dissipation during the sound propagation in the air was taken into account according to paragraph 8.1.2 of DIN EN ISO 354 [1]. The calculation of the power attenuation coefficients was effected according to ISO 9613-1 [4]. The climatic conditions during the measurements are indicated in the test certificates.

Information on the repeatability and reproducibility of the test procedure are given in DIN EN ISO 354 [1] and DIN EN ISO 12999-2 [5]. In [5] for the single-number  $\alpha_w$  a standard deviation of reproducibility of  $\sigma_R = 0.035$  is indicated. This value was determined from reproducibility data of the test method based on round robin tests and describes the reproducibility of test results that was determined in test laboratories for similar constructions. An aspired confidence level of 95 % results in a coverage factor of  $k = 2.0$  and an expanded uncertainty of  $U = \pm 0.07$  for the weighted sound absorption coefficient  $\alpha_w$ .

## 2 Test procedure

### 2.1 Description of the reverberation room

The reverberation room complies with the requirements according to DIN EN ISO 354 [1].

The reverberation room has a volume of  $V = 199.6 \text{ m}^3$  and a surface of  $S = 216 \text{ m}^2$ .

Six omni-directional microphones and four loudspeakers were installed in the reverberation room. In order to improve the diffusivity, six composite sheet metal boards dimensioned  $1.2 \text{ m} \times 2.4 \text{ m}$  and six composite sheet metal boards dimensioned  $1.2 \text{ m} \times 1.2 \text{ m}$  were suspended curved and irregularly.

Figure C.1 shows the drawings of the reverberation room.

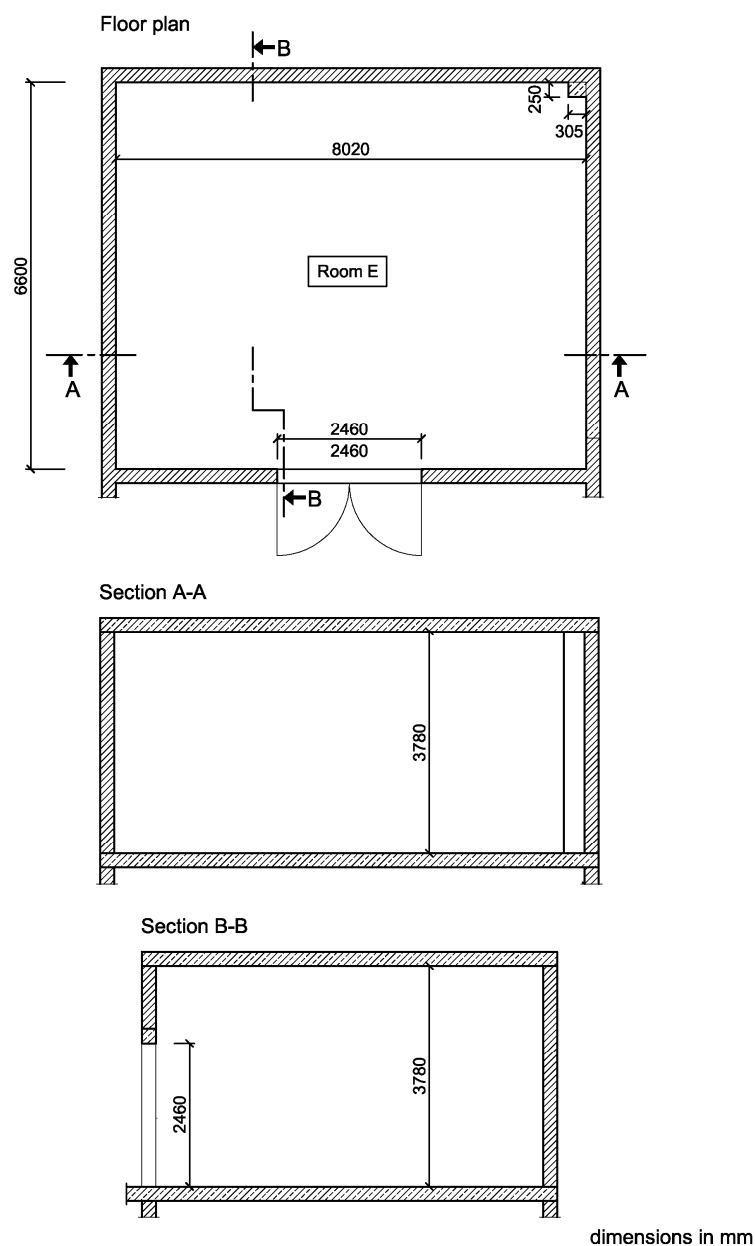


Figure C.1. Plan view and sections of the reverberation room.

## 2.2 Measurement of reverberation time

The determination of the impulse responses were carried out according to the indirect method. In all tests, a sinusoidal sweep with pink noise spectrum was used as test signal. In the reverberation room with and without test objects each 24 independent combinations of loudspeakers and microphones were measured. The reverberation time was evaluated according to DIN EN ISO 354 [1], using a linear regression for the calculation of the reverberation time  $T_{20}$  from the level of the backward integrated impulse response.

The determined reverberation times are indicated in Table C.1.

Table C.1. Reverberation times without and with test objects.

| Frequency<br>$f$ / Hz | Reverberation time $T$ / s  |                          |
|-----------------------|-----------------------------|--------------------------|
|                       | $T_1$ (without test object) | $T_2$ (with test object) |
| 100                   | 5.52                        | 5.46                     |
| 125                   | 6.38                        | 5.73                     |
| 160                   | 6.17                        | 5.52                     |
| 200                   | 5.28                        | 4.28                     |
| 250                   | 5.66                        | 3.81                     |
| 315                   | 5.48                        | 3.25                     |
| 400                   | 5.61                        | 2.68                     |
| 500                   | 5.64                        | 2.67                     |
| 630                   | 5.41                        | 2.57                     |
| 800                   | 5.11                        | 2.64                     |
| 1000                  | 5.21                        | 2.77                     |
| 1250                  | 5.17                        | 2.98                     |
| 1600                  | 4.98                        | 3.15                     |
| 2000                  | 4.62                        | 3.16                     |
| 2500                  | 3.83                        | 2.89                     |
| 3150                  | 3.09                        | 2.50                     |
| 4000                  | 2.37                        | 2.05                     |
| 5000                  | 1.85                        | 1.65                     |

### 2.3 List of test equipment

The test equipment used is listed in Table C.2.

Table C.2. List of test equipment.

| Name                                    | Manufacturer                    | Type         | Serial-No.                     |
|-----------------------------------------|---------------------------------|--------------|--------------------------------|
| AD-/DA-converter                        | RME                             | Fireface 802 | 23811470                       |
| Amplifier                               | APart                           | Champ 2      | 17120171                       |
| Dodecahedron                            | Müller-BBM                      | DOD360A      | 372828                         |
| Dodecahedron                            | Müller-BBM                      | DOD360A      | 372829                         |
| Dodecahedron                            | Müller-BBM                      | DOD360A      | 372830                         |
| Dodecahedron                            | Müller-BBM                      | DOD360A      | 372831                         |
| Microphone                              | Microtech Gefell                | M370         | 1355                           |
| Microphone                              | Microtech Gefell                | M370         | 1356                           |
| Microphone                              | Microtech Gefell                | M360         | 1786                           |
| Microphone                              | Microtech Gefell                | M360         | 1787                           |
| Microphone                              | Microtech Gefell                | M360         | 1788                           |
| Microphone                              | Microtech Gefell                | M360         | 1789                           |
| Microphone power supply                 | MFA                             | IV80F        | 330364                         |
| Hygro-/Thermometer                      | Testo                           | Saveris H1E  | 01554624                       |
| Barometer                               | Lufft                           | Opus 10      | 057.0410.0003.9.<br>4.1.30     |
| Software for measurement and evaluation | Müller-BBM                      | Bau 4        | Version 1.11                   |
| Measurement system airflow resistance   | Müller-BBM                      | M89319-00    | 315003                         |
| Software for measurement and evaluation | Müller-BBM<br>Acoustic Solution | m ars        | Version<br>1.23.8256.<br>29682 |
| Thickness gauge                         | Hans Schmidt<br>& Co GmbH       | D-2000-C0913 | 2985                           |
| Electronic balance                      | Kern                            | KB1200-2N    | W1402353                       |