

Müller-BBM GmbH
Robert-Koch-Str. 11
82152 Planegg bei München

Telephone +49(89)85602 0
Telefax +49(89)85602 111

www.MuellerBBM.de

M. Eng. Philipp Meistring
Telephone +49(89)85602 228
Philipp.Meistring@mbbm.com

2019-06-14
M76176/41 MSG/STEG

**Curtain fabric Connor
Manufacturer
Delius GmbH & Co. KG**

**Measurement of sound absorption
in a reverberation room
according to EN ISO 354**

Test Report No. M76176/41

| | |
|--------------------------------|--|
| Client: | Delius GmbH & Co. KG Goldstraße 16 - 18 33602 Bielefeld Germany |
| Consultant: | M. Eng. Philipp Meistring Jan-Lieven Moll |
| Date of report: | 2019-06-14 |
| Delivery date of test objects: | 2019-06-03 |
| Date of test: | 2019-06-12 |
| Total number of pages: | In total 12 pages, thereof 6 pages text part, 1 page Appendix A, 1 page Appendix B and 4 pages Appendix C. |

Müller-BBM GmbH
HRB Munich 86143
VAT Reg. No. DE812167190

Managing directors:
Joachim Bittner, Walter Grotz,
Dr. Carl-Christian Hantschk, Dr. Alexander Ropertz,
Stefan Schierer, Elmar Schröder

Table of contents

| | | |
|----------|---------------------------------------|----------|
| 1 | Task | 3 |
| 2 | Basis | 3 |
| 3 | Test objects and test assembly | 4 |
| 4 | Execution of the measurements | 5 |
| 5 | Evaluation | 5 |
| 6 | Measurement results | 5 |
| 7 | Remarks | 6 |

Appendix A: Test certificate

Appendix B: Figures

Appendix C: Description of test method,
test facility and test equipment

1 Task

On behalf of the company Delius GmbH & Co. KG, 33602 Bielefeld, Germany, the sound absorption of a curtain fabric type Connor (gathered with fabric addition of 100 %) was to be determined by measurements in the reverberation room according to EN ISO 354 [1]. The fabric was arranged at a distance from the reflecting wall of 100 mm.

The results are to be evaluated according to EN ISO 11654 [2] and ASTM C 423 [4].

2 Basis

This test report is based on the following documents:

- [1] EN ISO 354: Acoustics - Measurement of sound absorption in a reverberation room. 2003-05
- [2] EN ISO 11654: Acoustics – Sound absorbers for use in buildings – Rating of sound absorption. 1997-04
- [3] ISO 9613-1: Acoustics; Attenuation of sound during propagation outdoors; part 1: calculation of the absorption of sound by the atmosphere. 1993-06
- [4] ASTM C 423-17: Standard Test Method for Sound Absorption and Sound Absorption Coefficients by the Reverberation Room Method.
Revision: 17. February 2017
- [5] DIN EN ISO 9053-1: Acoustics –Determination of airflow resistance – Part 1: Static airflow method (ISO 9053-1:2018); German version EN ISO 9053-1:2018. March 2019

3 Test objects and test assembly

3.1 Test object

The tested material is described by the manufacturer as follows:

- curtain fabric Connor, article no. 41154, colour 3001
- material: 100 % polyester FR

The following parameters were determined by the testing laboratory:

- thickness: $t = 0.84 \text{ mm}$
- area specific mass: $m'' = 342 \text{ g/m}^2$
- specific airflow resistance
acc. to EN ISO 9053-1 [5]: $R_s = 551 \text{ Pa} \cdot \text{s/m}$

The determination of the airflow resistance was effected according to EN ISO 9053-1 [5].

By the manufacturer a factory-made ready-for-use, gathered curtain was delivered:

- width: 3500 mm (addition 100 % - width of fabric 7000 mm)
- height: 2950 mm
- edging: 100 mm lower hem (with inserted lead tape 50 g/m),
20 mm lateral hem
at the top 50 mm universal curtain tape

3.2 Test assembly

According to the client's specification the test assembly was effected according to EN ISO 354 [1], section 6.2.1 and Appendix B mounting type G-100.

Test object was assembled in the reverberation room by employees of the testing laboratory.

The curtain was fixed on a metal rail at a distance of 100 mm from the wall of the reverberation room. The metal rail (height 60 mm) was mounted parallel to the wall on the ceiling of the reverberation room at a wall distance of 100 mm. The curtain was arranged with the visible side facing the reverberation room.

There was no lateral enclosing frame.

The test surface was dimensioned width x height = 3500 mm x 2950 mm (starting at the lower edge of the metal rail).

Further information on the test build-up is presented in the test certificate in Appendix A and the figures in Appendix B.

4 Execution of the measurements

The measurements were effected according to EN ISO 354 [1].

The test method, the test facility and the test equipment used are described in Appendix C.

5 Evaluation

The sound absorption coefficient α_s was determined in one third-octave bands between 100 Hz and 5000 Hz according to EN ISO 354 [1].

In addition to the sound absorption coefficients the following characteristic values were determined according to EN ISO 11654 [2]:

- Practical sound absorption coefficient α_p in octave bands
- Weighted sound absorption coefficient α_w as single value

The weighted sound absorption coefficient α_w is determined from the practical sound absorption coefficients α_p in the octave bands of 250 Hz to 4000 Hz.

According to ASTM C 423 [4] the following characteristic values were determined:

- Noise reduction coefficient *NRC* as single value:

Arithmetical mean value of the sound absorption coefficients in the four one-third-octave-bands 250 Hz, 500 Hz, 1000 Hz and 2000 Hz; mean value rounded to 0.05

- Sound absorption average *SAA* as single value:

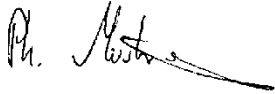
Arithmetical mean value of the sound absorption coefficients in the twelve one-third-octave-bands between 200 Hz and 2500 Hz; mean value rounded to 0.01

6 Measurement results


The sound absorption coefficients α_s in one third-octave bands, the practical sound absorption coefficients α_p in octave bands and the single values (α_w , *NRC* and *SAA*) are indicated in the test certificate in Appendix A.

7 Remarks

The test results exclusively relate to the investigated subjects and conditions described.



M. Eng. Philipp Meistring
(Project manager)



Jan-Lieven Moll
(Responsible)

This test report may only be published, shown or copied as a whole, including its appendices. The publishing of excerpts is only possible with prior consent of Müller-BBM.



Durch die DAkkS Deutsche Akkreditierungsstelle GmbH
nach DIN EN ISO/IEC 17025 akkreditiertes Prüflaboratorium.
Die Akkreditierung gilt für die in der Urkunde aufgeführten Prüfverfahren.

Sound absorption coefficient ISO 354

Measurement of sound absorption in reverberation rooms

Client: Delius GmbH & Co. KG, Goldstraße 16 - 18, 33602 Bielefeld, Germany

Test specimen: Fabric Type Connor,
distance to the wall 100 mm, folded with 100 % fabric addition

Curtain fabric:

- manufacturer Delius GmbH & Co. KG
- curtain fabric type Connor, article no. 41154, colour 3001
- material 100 % Polyester FR
- area-related mass $m'' = 342 \text{ g/m}^2$
- airflow resistance $R_S = 551 \text{ Pa s/m}$
- thickness $t = 0.84 \text{ mm}$

Test arrangement:

- hanging in front of a reflecting wall with 100 mm wall distance
- fixed on a metal rail (height 60 mm) at the ceiling of the reverberation room
- test arrangement without enclosing frame
- factory-made ready-for-use, gathered curtain 2950 mm x 3500 mm, with 50 mm universal curtain tape (100 % fabric addition; width of fabric 7000 mm), lateral hem 2 cm, lower hem 10 cm with inserted lead tape
- test surface width x height = 3500 mm x 2950 mm (starting at the lower edge of the metal rail)

Room: E

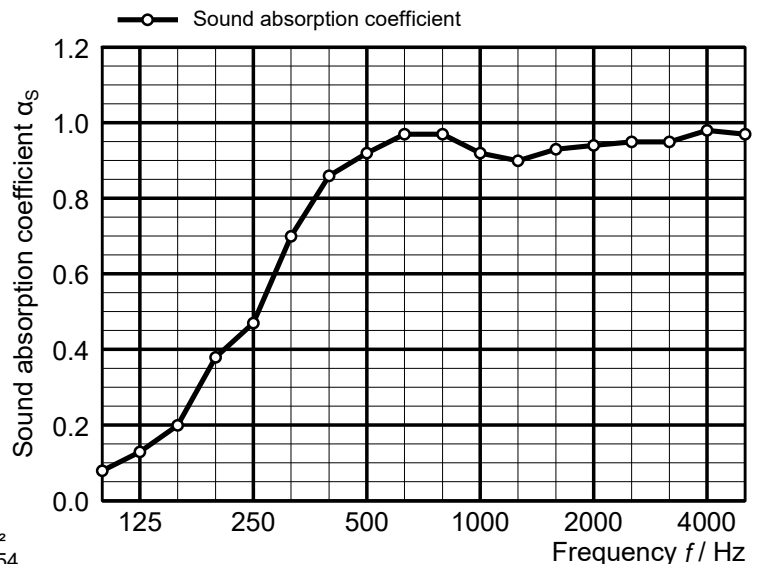
Volume: 199.60 m³

Size: 10.33 m²

Date of test: 2019-06-12

| | θ [°C] | $r. h.$ [%] | B [kPa] |
|------------------|---------------|-------------|-----------|
| without specimen | 21.7 | 59.2 | 94.3 |
| with specimen | 21.7 | 59.2 | 94.3 |

| Frequency [Hz] | α_s 1/3 octave | α_p octave |
|----------------|-----------------------|-------------------|
| 100 | 0.08 | |
| 125 | 0.13 | 0.15 |
| 160 | 0.20 | |
| 200 | 0.38 | |
| 250 | 0.47 | 0.50 |
| 315 | 0.70 | |
| 400 | 0.86 | |
| 500 | 0.92 | 0.90 |
| 630 | 0.97 | |
| 800 | 0.97 | 0.95 |
| 1000 | 0.92 | |
| 1250 | 0.90 | |
| 1600 | 0.93 | |
| 2000 | 0.94 | 0.95 |
| 2500 | 0.95 | |
| 3150 | 0.95 | |
| 4000 | 0.98 | 0.95 |
| 5000 | 0.97 | |



◦ Equivalent sound absorption area less than 1.0 m²
 α_s Sound absorption coefficient according to ISO 354
 α_p Practical sound absorption coefficient according to ISO 11654

| | |
|--|--|
| <p>Rating according to ISO 11654: Weighted sound absorption coefficient $\alpha_w = 0.80 (H)$ Sound absorption class: B</p> | <p>Rating according to ASTM C423: Noise Reduction Coefficient $NRC = 0.80$ Sound Absorption Average $SAA = 0.83$</p> |
|--|--|

MÜLLER-BBM

Planegg, 2019-06-14

No. of test report M76 176/41

Appendix A

Page 1

Curtain fabric Connor, Manufacturer Delius



Figure B.1. Test arrangement in the reverberation room (frontal view).



Figure B.2. Test arrangement in the reverberation room (diagonal view).

Description of the test procedure for the determination of the sound absorption in a reverberation room

1 Measurand

The sound absorption coefficient α of the test object was determined. For this purpose the mean value of the reverberation time in the reverberation room with and without the test object was measured. The sound absorption coefficient was calculated using the following equation:

$$\alpha_S = \frac{A_T}{S}$$

$$A_T = 55,3 V \left(\frac{1}{c_2 T_2} - \frac{1}{c_1 T_1} \right) - 4 V (m_2 - m_1)$$

With:

- α_S sound absorption coefficient;
- A_T equivalent sound absorption area of the test object in m²;
- S area covered by the test object in m²;
- V volume of the reverberation room in m³;
- c_1 propagation speed of sound in air in the reverberation room without test object in m/s;
- c_2 propagation speed of sound in air in the reverberation room with test object in m/s;
- T_1 reverberation time in the reverberation room without test object in s;
- T_2 reverberation time in the reverberation room with test object in s;
- m_1 power attenuation coefficient in the reverberation room without test object in m⁻¹;
- m_2 power attenuation coefficient in the reverberation room with test object in m⁻¹.

As area of the test object the area covered by the test object was used.

The different dissipation during the sound propagation in the air was taken into account according to paragraph 8.1.2 of EN ISO 354 [1]. The dissipation was calculated according to ISO 9613-1 [3]. The climatic conditions during the measurements are indicated in the test certificates.

Information on the repeatability and reproducibility of the test procedure are given in EN ISO 354 [1].

2 Test procedure

2.1 Description of the reverberation room

The reverberation room complies with the requirements according to EN ISO 354 [1].

The reverberation room has a volume of $V = 199.6 \text{ m}^3$ and a surface of $S = 216 \text{ m}^2$.

Six omni-directional microphones and four loudspeakers were installed in the reverberation room.

In order to improve the diffusivity, six composite sheet metal boards dimensioned 1.2 m x 2.4 m and six composite sheet metal boards dimensioned 1.2 m x 1.2 m were suspended curved and irregularly.

Figure C.1 shows the drawings of the reverberation room.

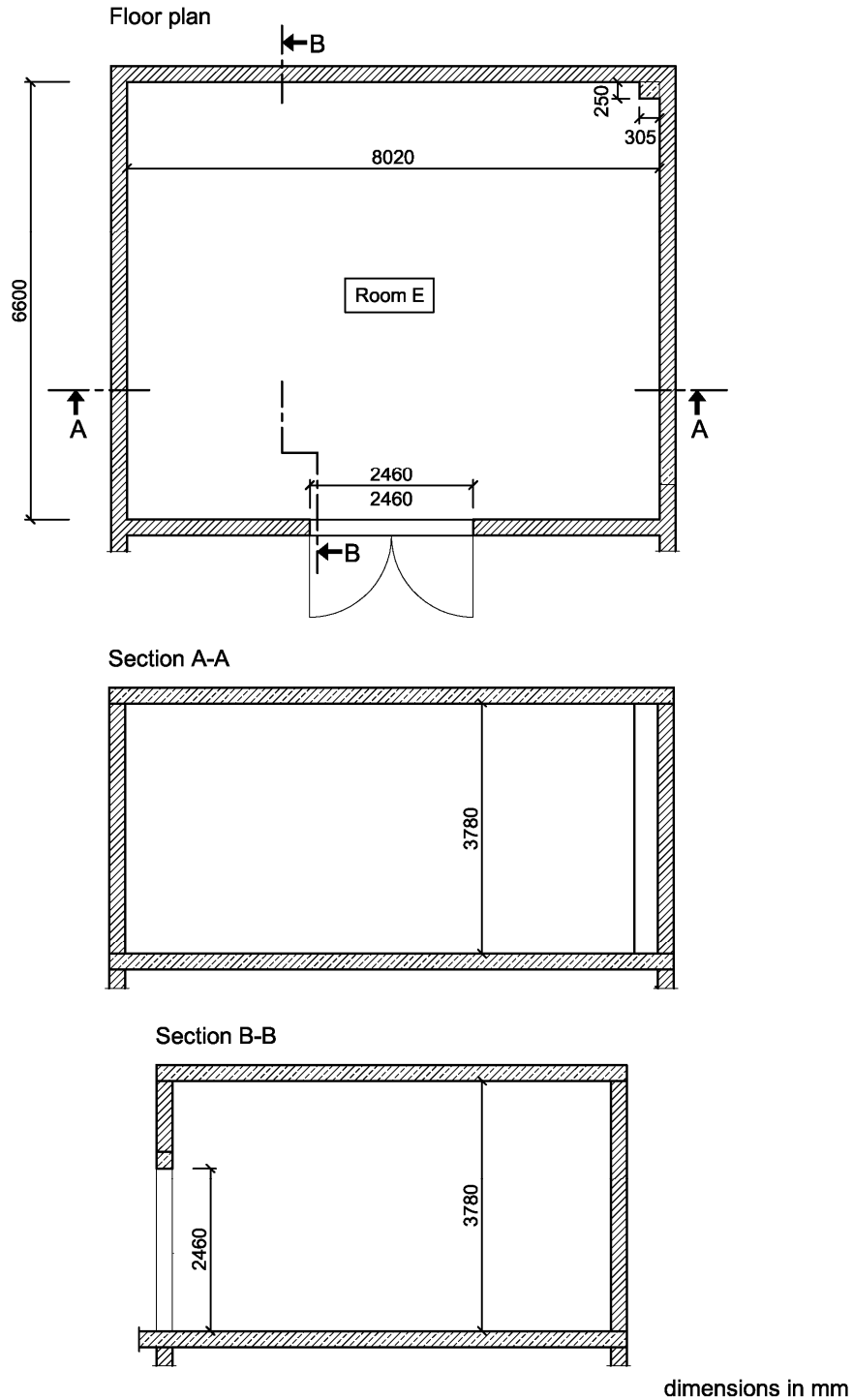


Figure C.1. Plan view and sections of the reverberation room.

2.2 Measurement of reverberation time

The determination of the impulse responses were carried out according to the indirect method. In all tests, a sinusoidal sweep with pink noise spectrum was used as test signal. In the reverberation room with and without test objects each 24 independent combinations of loudspeakers and microphones were measured. The reverberation time was evaluated according to EN ISO 354 [1], using a linear regression for the calculation of the reverberation time T_{20} from the level of the backward integrated impulse response.

The determined reverberation times are indicated in Table C.1.

Table C.1. Reverberation times without and with test object.

| Frequency f / Hz | Reverberation time T / s | |
|-----------------------|-----------------------------|--------------------------|
| | T_1 (without test object) | T_2 (with test object) |
| 100 | 5.31 | 4.68 |
| 125 | 5.20 | 4.26 |
| 160 | 5.33 | 3.95 |
| 200 | 5.19 | 3.19 |
| 250 | 5.29 | 2.93 |
| 315 | 5.02 | 2.35 |
| 400 | 5.40 | 2.16 |
| 500 | 5.38 | 2.08 |
| 630 | 5.19 | 1.98 |
| 800 | 4.86 | 1.93 |
| 1000 | 5.08 | 2.03 |
| 1250 | 5.20 | 2.07 |
| 1600 | 5.23 | 2.04 |
| 2000 | 4.96 | 1.98 |
| 2500 | 4.28 | 1.85 |
| 3150 | 3.57 | 1.71 |
| 4000 | 2.88 | 1.50 |
| 5000 | 2.42 | 1.38 |

2.3 List of test equipment

The test equipment used is listed in Table C.2.

Table C.2. List of test equipment.

| Name | Manufacturer | Type | Serial-No. |
|---|--------------|--------------|----------------------------|
| AD-/DA-converter | RME | Fireface 802 | 23811470 |
| Amplifier | APart | Champ 2 | 09050048 |
| Dodecahedron | Müller-BBM | DOD360A | 372828 |
| Dodecahedron | Müller-BBM | DOD360A | 372829 |
| Dodecahedron | Müller-BBM | DOD360A | 372830 |
| Dodecahedron | Müller-BBM | DOD360A | 372831 |
| Microphone | Microtech | M370 | 1355 |
| Microphone | Microtech | M370 | 1356 |
| Microphone | Microtech | M360 | 1786 |
| Microphone | Microtech | M360 | 1787 |
| Microphone | Microtech | M360 | 1788 |
| Microphone | Microtech | M360 | 1789 |
| Microphone power supply | MFA | IV80F | 330364 |
| Hygro-/Thermometer | Testo | Saveris H1E | 01554624 |
| Barometer | Lufft | Opus 10 | 030.0910.0003.9. 4.1.30 |
| Software for measurement and evaluation | Müller-BBM | Bau 4 | Version 1.11 |